




IVERSUS
MOBILE BRAIN SENSING








Getting Started

The Versus Headset






Learning the Lights

We recommend fully charging your headset before your first use.

-  Battery Low
-  Battery Charging
-  Battery Charged
-  Bluetooth Failed
-  Bluetooth Available
-  Bluetooth Connected
-  Data Streaming

KEY

-  Flashing Light
-  Blinking Light
-  Solid Light




Hold power button for 3 seconds to power the headset on or off.

Before You Begin

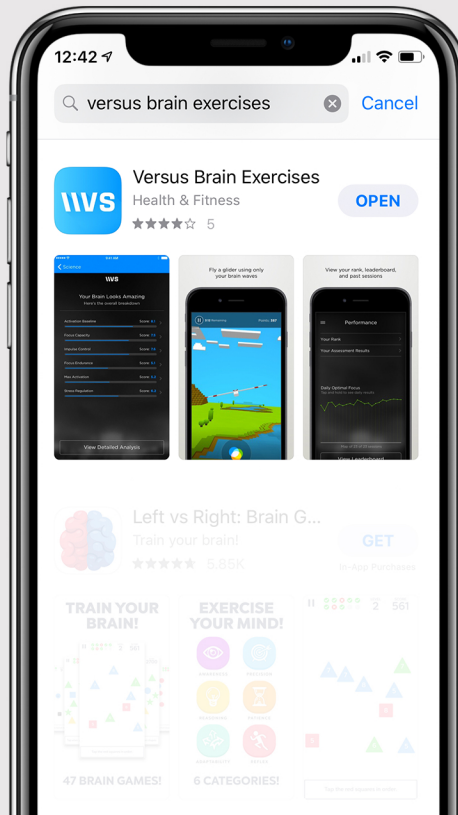
1. Locate the small container of sensor conditioner provided in the accessories bag.
2. With your index finger, apply a thin layer of sensor conditioner to each of the headset's 5 sensors.

Applying conditioner before each exercise session helps secure a consistent sensor connection for an uninterrupted session.




1. Download the App

Search “Versus Brain Exercises” in the App Store.
Download the Versus app onto your iOS device.



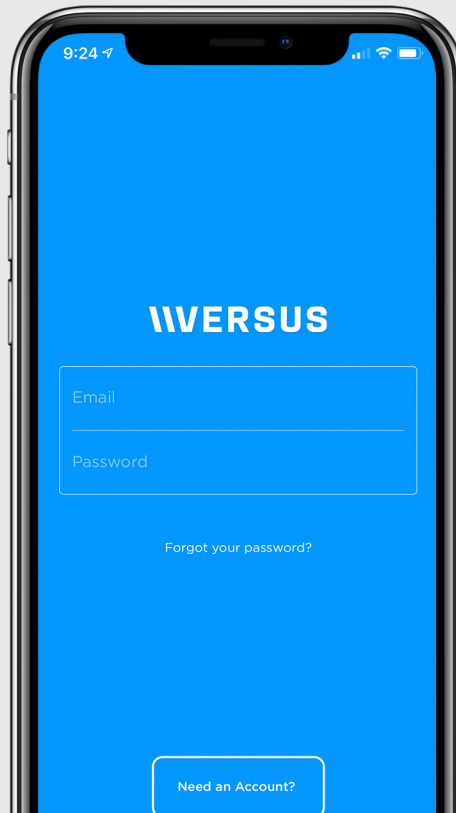
2. Open the Versus App

Find Versus among the apps on your iDevice and tap the app icon.



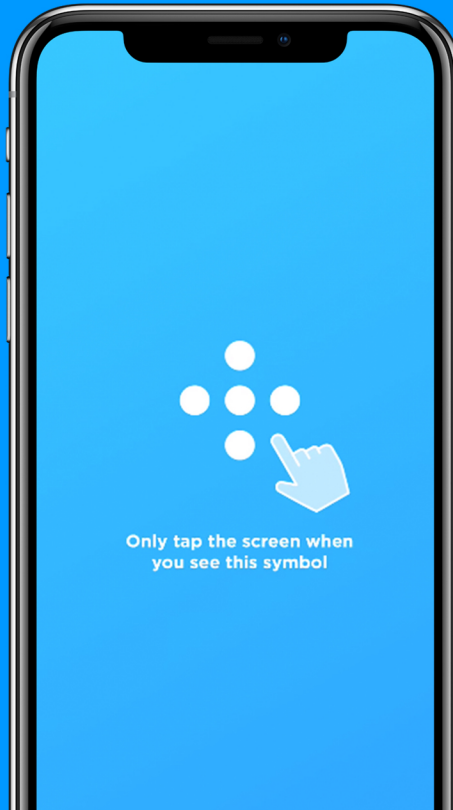
3. Create Your Account

If you haven't already done so, create an account by selecting "Need an Account" on the login screen.



4. Assess Your Brain

The Versus app will provide a brief tutorial, then guide you through the NeuroPerformance Assessment, which can last up to 22 minutes.



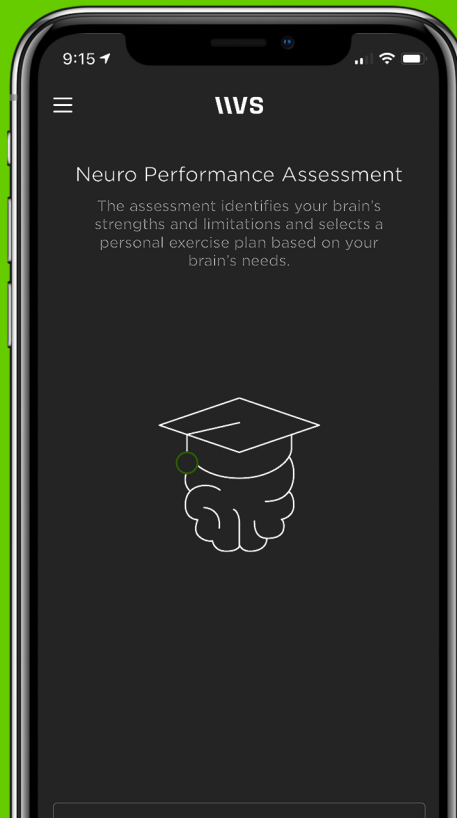
5. Exercise Your Brain

After the assessment, Versus assigns you a personalized stress or focus protocol. You may exercise up to 20 minutes per day, 7 days a week, until you have completed your protocol.



6. Get Assessed Again

Once you've completed your assigned protocol, Versus will assess your brain performance again. You'll see where you improved and where you can continue to improve.



Taking Care of Versus



Don't expose Versus to prolonged sunlight.



Apply only a **very thin layer** of the sensor conditioner.



Use Versus with clean, dry hair.



Store Versus in a clean, dry environment.

Taking Care of Versus



Do not disassemble.



Do not get Versus wet or submerge it in liquid.



Do not expose to extreme high or low temperatures.



Do not drop Versus. Protect it from sudden impact.

Model #: VS4001
IS4001 v.0

Neuro Management, LLC.

PO Box 6002
Atascadero, CA 93423

DISCLAIMER: The Versus system is not regulated by the FDA as a medical device. It is intended to promote and encourage healthy lifestyle choices; it is NOT intended for use in the diagnosis of disease or other conditions, or in the cure, mitigation, treatment, or prevention of disease. This product is not a substitute for medical advice and care. If you have any questions or concerns about a medical condition, you are encouraged to consult your physician or other qualified health care provider for specific advice.

List of symbols and their definitions:



FCC declaration of conformity, provided by the manufacturer of the Bluetooth device.



Do not dispose of this product with household waste. Please follow the guidelines in your area concerning proper disposal of used electrical equipment and electronic accessories.



Company name and address. Date of manufacturing (where applicable).




Consult operating instructions.



Keep dry.

ISO standard 15223-1 2007



getversus.com